

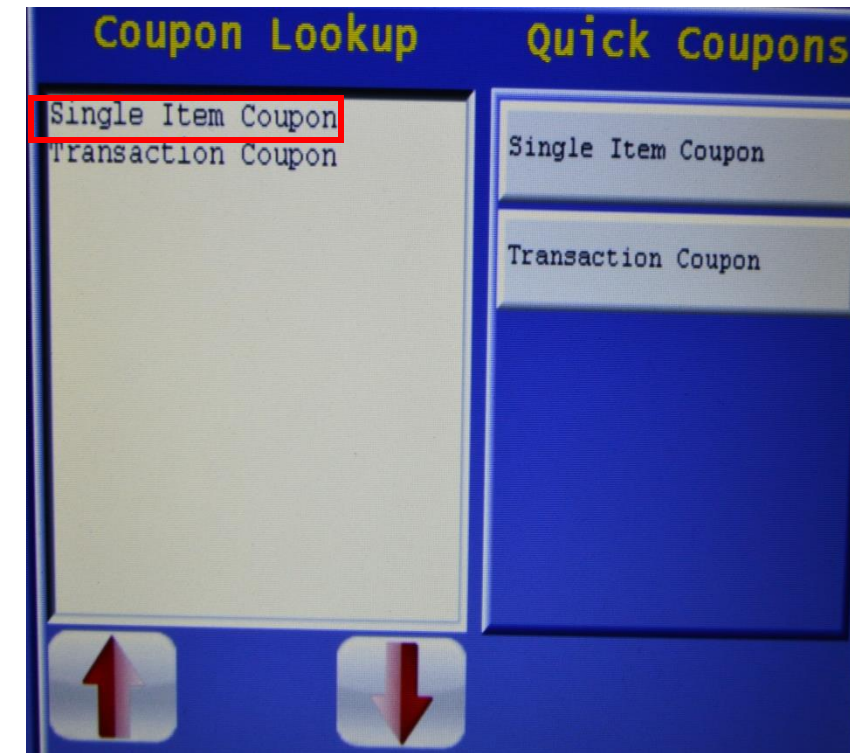


**Coupon
Method
Of
Payment**

CURRENT METHODS

Single Item Coupon

(Reduces the amount of the pretax sales amount)

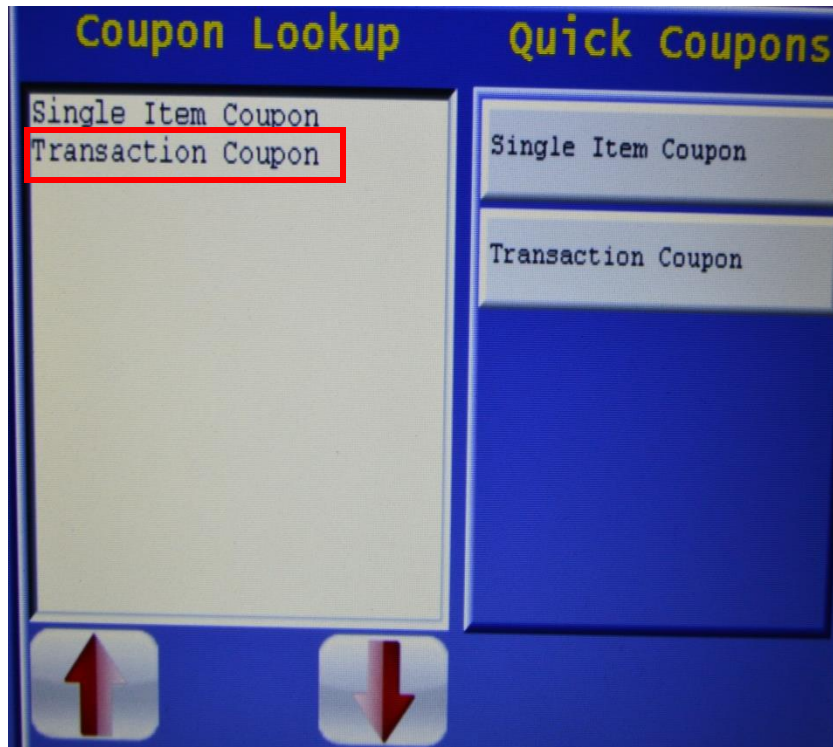




Single Item Coupon

Transaction Coupon

(reduces the pretax sales amount)



Fuel Mart Lab
1337 Blachleyville Rd
Wooster, OH 44691

Dealer #: 999 Term ID: N/A
10/6/2017 13:36:40

Description	Qty	Price	Amount
SPECIALTY PIZZA		27.97	27.97
ransaction Cou		-5.00	-5.00
Sub Total			22.97
Total			22.97

SALE

Cash \$22.97
Change 0.00

Workstation ID: 1 Tran: 7878
Print Time: 13:36:40



Transaction Coupon

Scanning Coupons

(acts as a method of payment, reduces the amount of money to be collected as payment)



Fuel Mart Lab
1337 Blachleyville Rd
Wooster, OH 44691

Dealer #: 999 Term ID: N/A
10/6/2017 15:09:09

Description	Qty	Price	Amount
MARL GOLD BX KS		6.32	6.32
Sub Total			6.32
Tax			0.43
Total			6.75

SALE

Manufacture Coupon			\$1.50
Cash			\$5.25
Change			0.00

Workstation ID: 1 Tran: 7884
Print Time: 15:09:09

****THIS IS THE PREFERRED METHOD OF RINGING UP A COUPON AND SHOULD USED FIRST****




Scanning Coupons

New Methods

Coupon Method Of Payment

(acts as a method of payment, reducing the amount of money to be collected as payment)



Fuel Mart Lab
1337 Blachleyville Rd
Wooster, OH 44691

Dealer #: 999 Term ID: N/A
10/9/2017 10:34:03

Description	Qty	Price	Amount
MARL SILVER BX7		5.72	5.72
Sub Total			5.72
Tax			0.39
Total			6.11

SALE

Coupon	\$1.00
Cash	\$5.11
Change	0.00

Workstation ID: 1 Tran: 7906
Print Time: 10:34:03

How to Ring Up a Coupon Using the Coupon Method of Payment

Example 1

1. Ring up item

1	MARL SILVER	\$5.72
Sub Total:		\$5.72
Tax:		\$0.39
Total:		\$6.11
Bal:		\$6.11

2. Examine coupon



3. Hit coupon MOP button



4. Enter coupon amount

Coupon

Exact \$Dollar

\$1.00

7 8 9 Enter

4 5 6

1 2 3

00 0 Clear

5. Make sure coupon amount is correct

A screenshot of a POS system interface. The screen displays a transaction list with the following items:

Qty	Description	Price
1	MARL SILVER	\$5.72
1	Coupon	-\$1.00

Below the items, the following totals are shown:

Sub Total:	\$5.72
Tax:	\$0.39
Total:	\$6.11

At the bottom, the balance is displayed in a red box:

Bal: \$5.11

6. Coupon acts a method of payment to reduce the amount of payment collected from customer

A receipt from Fuel Mart Lab, 1337 Blachleyville Rd, Wooster, OH 44691. The receipt includes the following information:

Dealer #: 999 Term ID: N/A
10/9/2017 10:34:03

Description	Qty	Price	Amount
MARL SILVER BX7		5.72	5.72
Sub Total			5.72
Tax			0.39
Total			6.11

SALE

Coupon	\$1.00
Cash	\$5.11
Change	0.00

Workstation ID: 1 Tran: 7906
Print Time: 10:34:03

Example 2

1. Ring up item.

1	AMER SPIRIT	\$7.15
Sub Total:		\$7.15
Tax:		\$0.48
Total:		\$7.63
Bal:		\$7.63

2. Examine Coupon



3. Use **Coupon MOP** to ring up coupon



Coupon

Exact \$Dollar

\$3.15

7 8 9 Enter

4 5 6

1 2 3

00 0 Clear

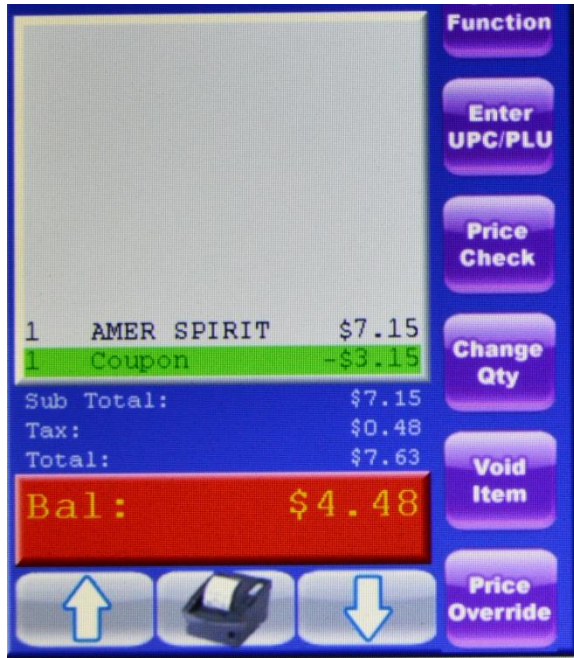
*For this example, the employee is responsible for calculating the amount of the coupon.

*In order for the customer to receive a pack of American Spirit for \$4.00 the coupon value is \$3.15.

$$-\$7.15 - \$4.00 = \$3.15$$

*Discount is pre-tax, customer must pay tax on the retail amount prior to the coupon.

4. Coupon is applied to the transaction



5. Radiant treats the coupon as a **Method of Payment**.

Fuel Mart Lab
1337 Blachleyville Rd
Wooster, OH 44691

Dealer #: 999 Term ID: N/A
10/5/2017 08:37:18

Description	Qty	Price	Amount
AMER SPIRIT YEL		7.15	7.15
Sub Total			7.15
Tax			0.48
Total			7.63

SALE

Coupon	\$3.15
Cash	\$4.48
Change	0.00

Workstation ID: 1 Tran: 7856
Print Time: 08:37:18

Example 3

“What Not To Do”

1. Ring up item



2. Examine Coupon



*In this example, the customer needs to buy 2 cans and the coupon value would be \$3.49.

3. Select coupon MOP



4. Enter coupon amount

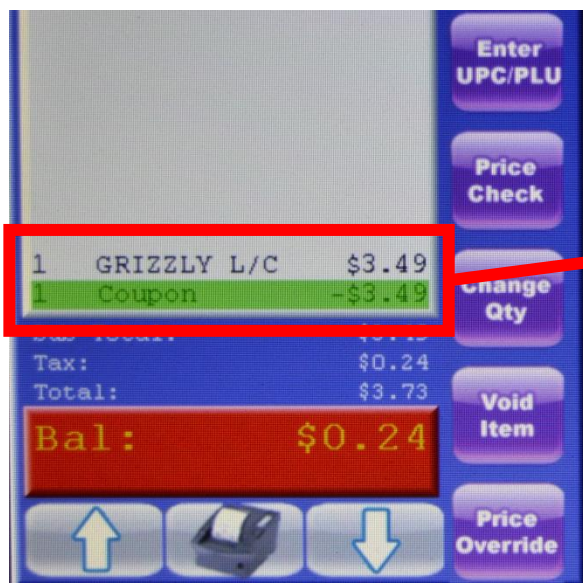
Coupon

Exact
\$Dollar

\$3.49

7	8	9	Enter
4	5	6	
1	2	3	←
00	0	Clear	

5. Examine transaction



***This transaction is incorrect!
The coupon is for 2 cans of
Grizzly and only 1 was rung up.**

